

Edina Public Schools



Edina School District 273

**Proposed 2010
Payable 2011
Levy Certification
Information**

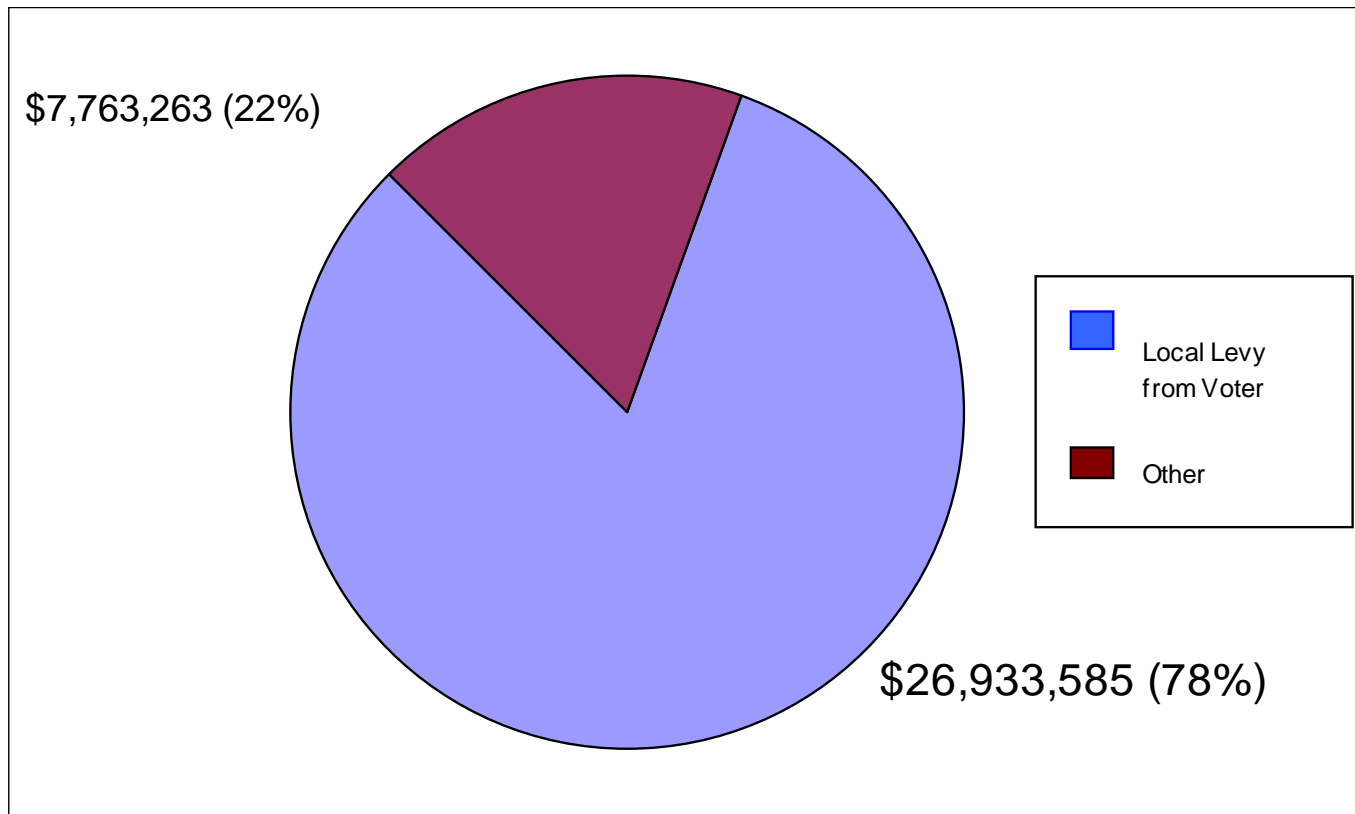
Edina Public Schools

Property Tax Levies

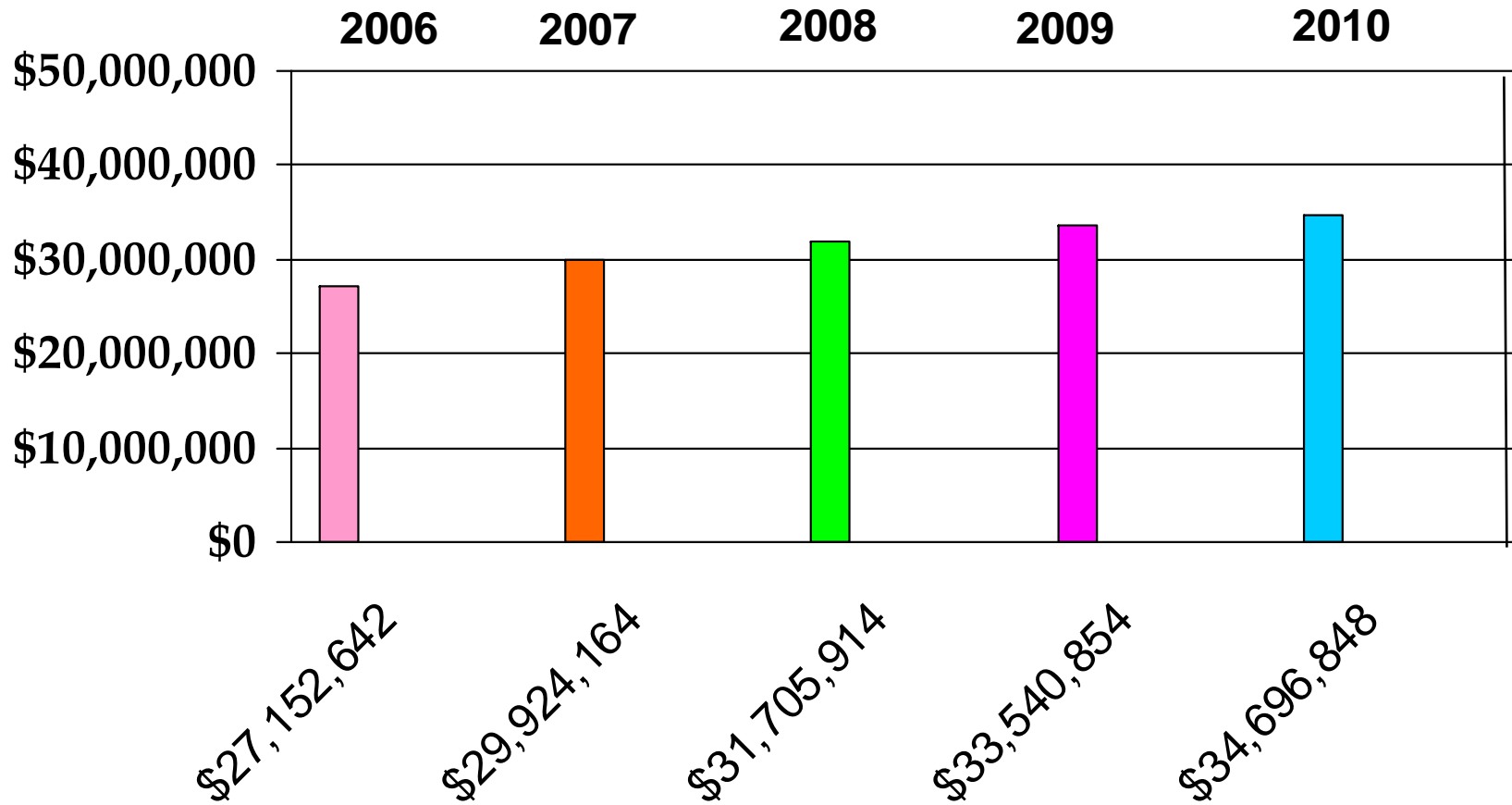
	2006 LEVY For 2007-08	2007 LEVY For 2008-09	2008 LEVY For 2009 -10	2009 LEVY For 2010-11	2010 LEVY For 2011-12
Voter Approved Levies					
<i>Referendum Levy</i>	\$11,091,321	\$14,371,140	\$14,891,015	\$15,677,414	\$15,379,970
<i>Down Payment Levy</i>	1,000,000	1,000,000	1,000,000	1,000,000	1,000,000
<i>Debt Service</i>	8,367,625	9,180,972	9,946,805	10,132,991	10,553,615
	\$20,458,946	\$24,552,112	\$25,837,820	\$26,810,405	\$26,933,585
Other Levies					
<i>Community Service</i>	\$1,049,461	\$892,694	\$938,668	\$957,553	\$982,218
<i>Health/Safety</i>	1,536,364	612,881	679,947	545,055	807,896
<i>Levy for lease</i>	497,573	345,835	347,949	317,341	303,712
<i>Integration</i>	230,617	239,229	238,038	234,105	220,214
<i>Other</i>	933,009	1,018,389	-154,291	1,185,856	1,369,057
<i>Operating Capital</i>	1,821,604	1,836,934	1,858,605	1,934,405	1,944,979
<i>Equity Revenue</i>	625,068	426,090	733,923	769,698	478,741
<i>Alt. Comp</i>	-	-	1,174,701	735,882	749,816
<i>LCTS</i>	-	-	50,554	50,554	50,554
<i>OPEB</i>	-	-	-	-	856,076
	\$6,693,696	\$5,372,052	\$5,868,094	\$6,730,449	\$7,763,263
Total	\$27,152,642	\$29,924,164	\$31,705,914	\$33,540,854	\$34,696,848

Edina Public Schools

Authority for 2010 Levy



5 YEAR LEVY COMPARISON



Edina Public Schools

Tax Rate Impact



\$450,000 Homesteaded Property

	2006	2007	2008	2009	2010
Total School Tax	\$1,485	\$ 1,559	\$1,622	\$1,716	\$1,860

Estimated Annual Tax Impact of Proposed 2010 Pay 2011 Levy

With No Change In Property Value

❖ \$350,000	+ \$112
❖ \$450,000	+ \$144
❖ \$550,000	+ \$176
❖ \$650,000	+ \$208

Estimated Annual Tax Impact of Proposed 2010 Pay 2011 Levy

Property Value With A Sample Decrease of 5%

❖ \$350,000 to \$332,500 + \$40

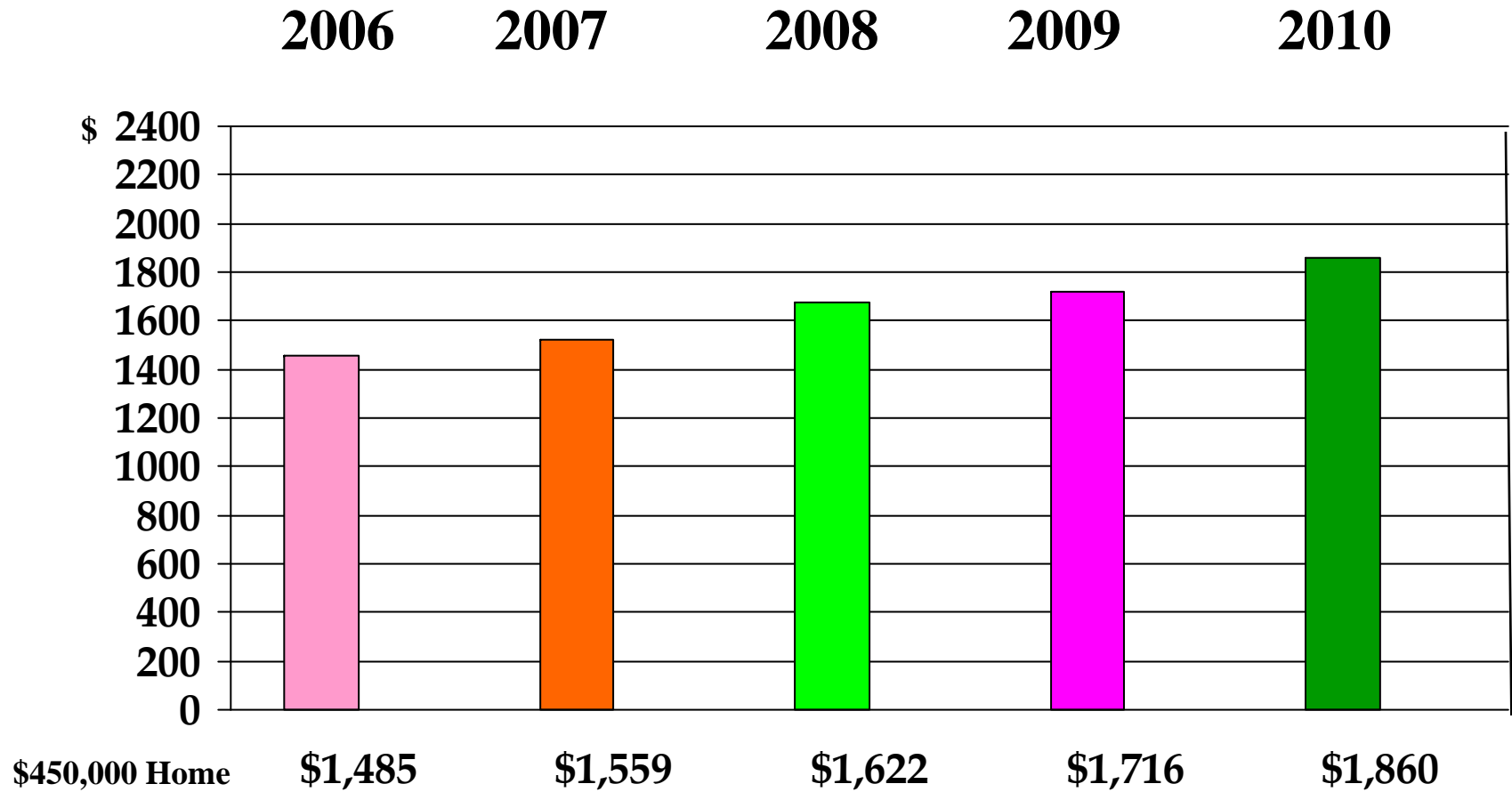
❖ \$450,000 to \$427,500 + \$51

❖ \$550,000 to \$522,500 + \$62

❖ \$650,000 to \$617,500 + \$74

❖ Value decrease of properties sampled was 6% - 12 ½% decrease.

5 YEAR TAX IMPACT COMPARISON



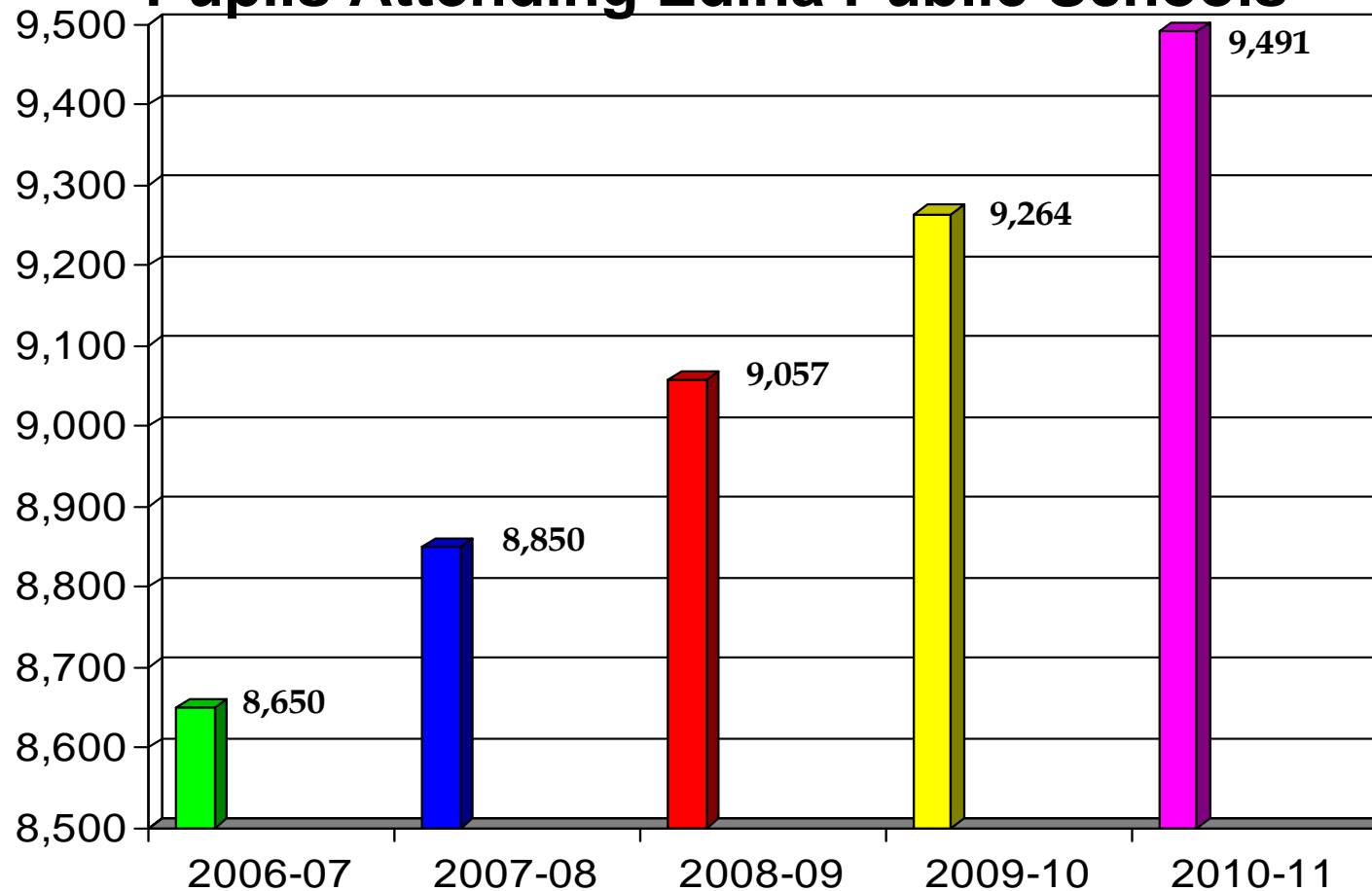
Edina Public Schools



**How Minnesota
School Districts
are Financed**

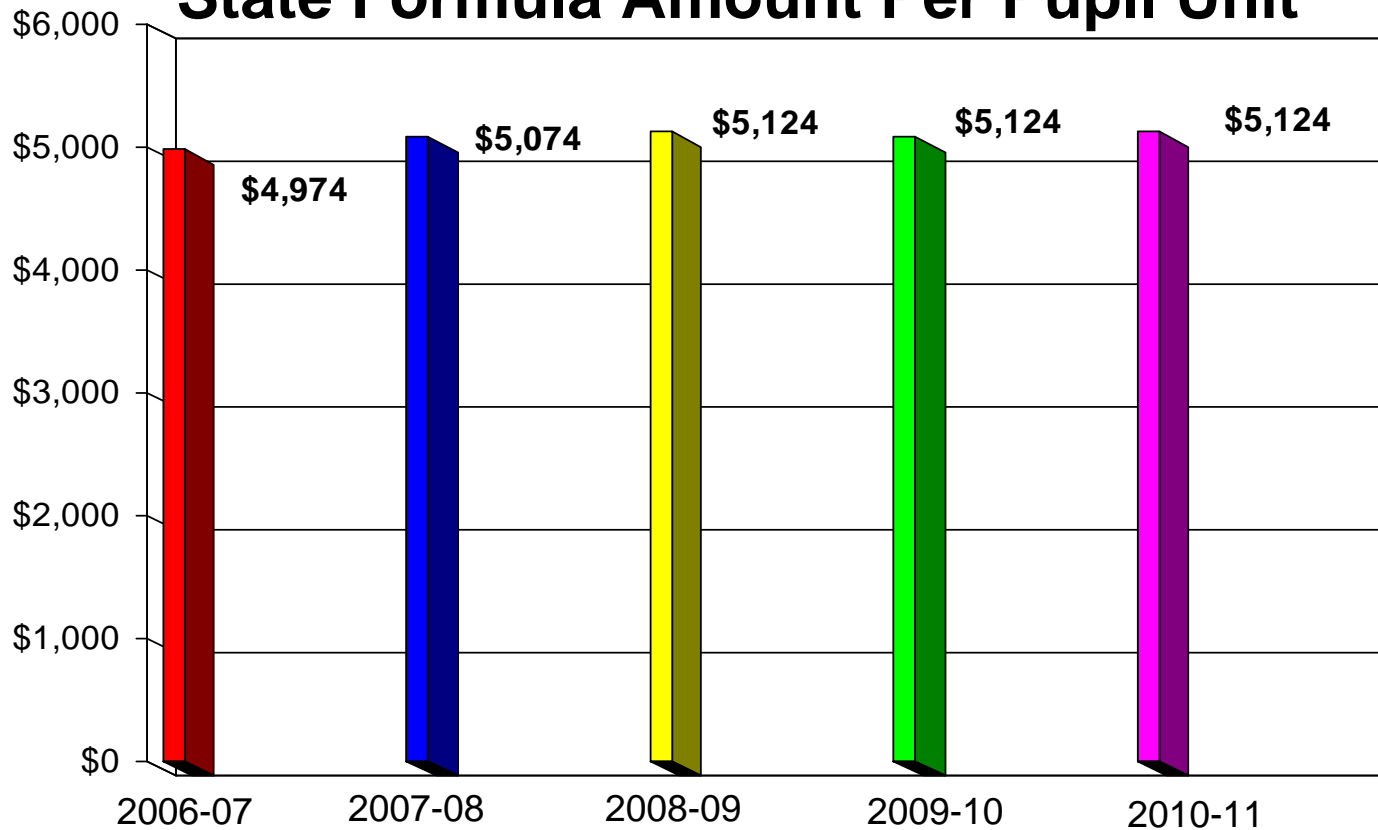
Edina Public Schools

Weighted Average Daily Membership of Pupils Attending Edina Public Schools



Edina Public Schools

General Education Revenue State Formula Amount Per Pupil Unit



Edina Public Schools

Revenue & Expenditure Summary

REVENUES	2006-07	2007-08	2008-09	2009-10	2010-11
	ACTUAL	ACTUAL	ACTUAL	ACTUAL	BUDGET
FUND					
<i>General</i>	\$71,721,767	\$75,373,620	\$81,077,791	\$83,393,903	\$85,545,634
<i>Food Service</i>	2,930,257	3,071,178	3,078,273	3,105,794	3,130,000
<i>Community Service</i>	6,801,909	7,200,815	7,020,444	6,846,681	7,104,565
<i>Building/Technology</i>	1,501,735	6,039,069	1,667,739	443,814	1,500,000
<i>Debt Service</i>	8,267,099	8,495,295	9,139,972	9,976,378	10,010,151
<i>Internal Service</i>	-	-	454,473	774,986	750,000
	\$91,222,767	\$100,179,977	\$102,438,692	\$104,541,556	\$108,040,350
EXPENDITURES					
FUND					
<i>General</i>	\$72,505,144	\$73,879,552	\$79,793,999	\$82,028,259	\$87,138,880
<i>Food Service</i>	2,922,404	3,012,832	3,027,724	3,072,885	3,128,250
<i>Community Service</i>	6,408,494	7,208,168	7,016,248	6,914,362	7,276,262
<i>Building/Technology</i>	20,266,587	2,856,558	5,222,351	1,703,526	1,436,671
<i>Debt Service</i>	9,618,362	9,598,999	9,559,131	9,959,949	10,040,265
<i>Internal Service</i>	-	-	356,848	749,248	750,000
	\$111,720,991	\$96,556,109	\$104,976,301	\$104,428,229	\$109,770,328

Edina Public Schools

General Fund (Includes Capital)

REVENUES	2006-07	2007-08	2008-09	2009-10	2010-11
	ACTUAL	ACTUAL	ACTUAL	ACTUAL	BUDGET
<i>Local Levy</i>	\$15,915,068	\$16,415,623	\$18,737,025	\$20,228,122	\$20,700,310
<i>State Aid</i>	50,901,070	54,904,780	58,378,178	53,924,965	59,655,842
<i>Federal Aid</i>	1,579,151	1,478,313	1,713,683	6,958,246	3,105,717
<i>Other Local</i>	3,326,478	2,574,904	2,248,905	2,282,570	7,083,765
	\$71,721,767	\$75,373,620	\$81,077,791	\$83,393,903	\$85,545,634
EXPENDITURES					
<i>Salaries & Wages</i>	\$45,303,967	\$46,977,656	\$51,207,399	\$52,387,554	\$54,860,656
<i>Employee Benefits</i>	12,590,811	13,890,608	15,868,583	16,835,435	17,400,002
<i>Purchased Services</i>	8,244,542	8,395,069	7,644,890	7,376,132	8,149,657
<i>Supplies & Materials</i>	2,462,582	2,274,426	2,421,470	3,042,952	3,891,439
<i>Capital Expenditures</i>	3,903,242	2,341,793	2,651,656	2,386,186	2,837,126
	\$72,505,144	\$73,879,552	\$79,793,998	\$82,028,259	\$87,138,880

Edina Public Schools

**Does Anyone have
any Questions?**

